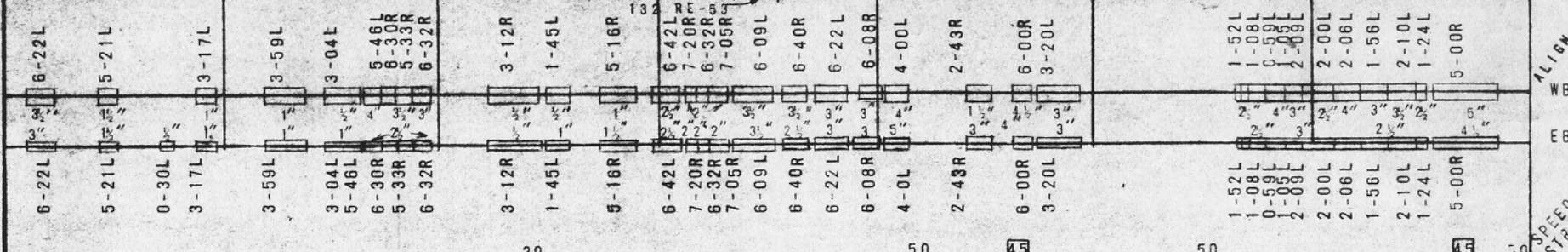


N-283 N-282 N-281 N-280 N-279 N-278 N-277 N-276

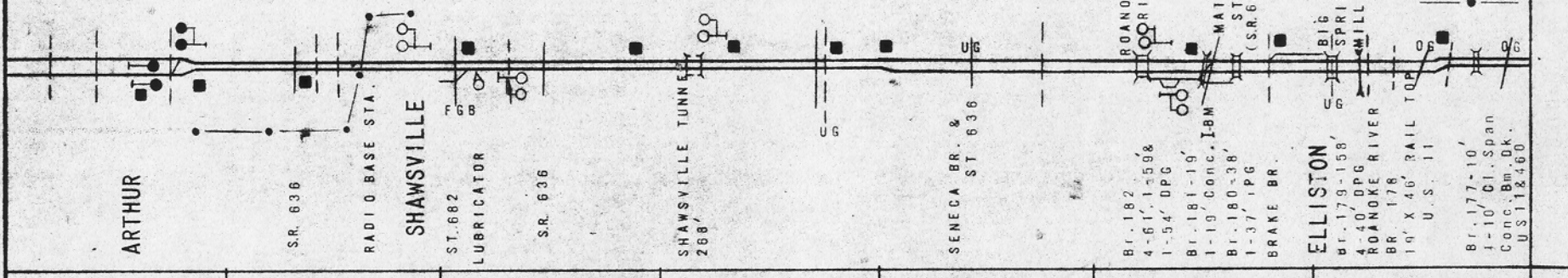
A-71 A-74 CR. ROCK A-76
 A-77 A-77 BR. ROCK

132 RE -65
 131 RE-43 132 RE-55 131 RE-41

132 RE-52 132 RE-54 131 RE-54 132 RE-48 132 RE-48 132 RE-57




30 50 45 50 45



ARTHUR SHAWSVILLE SHAWSVILLE TUNNEL SENECA BR. & ST. 636 ROANOKE BR. & ST. 636 ELLISTON

1.32 1.32 1.32 0.57 0.0 -0.25 -0.43 0.892 0.0 -0.32 -0.25 -0.742 0.0 1.10 1.34

1500 1400 1300



BALLAST
 RAIL
 ALIGN.
 WB
 EB
 SPEED RESTRICTION

PROGRAM PROFILE