

W. B. Davis

VIRGINIAN

CLASSIFICATION, DIAGRAMS AND DATA
-OF-
PASSENGER
CARS

M. Holton

MECHANICAL ENGINEER

APPROVED

G. Strong

ASST. SUPT. MOTIVE POWER

DRAWING NO. 1000-B

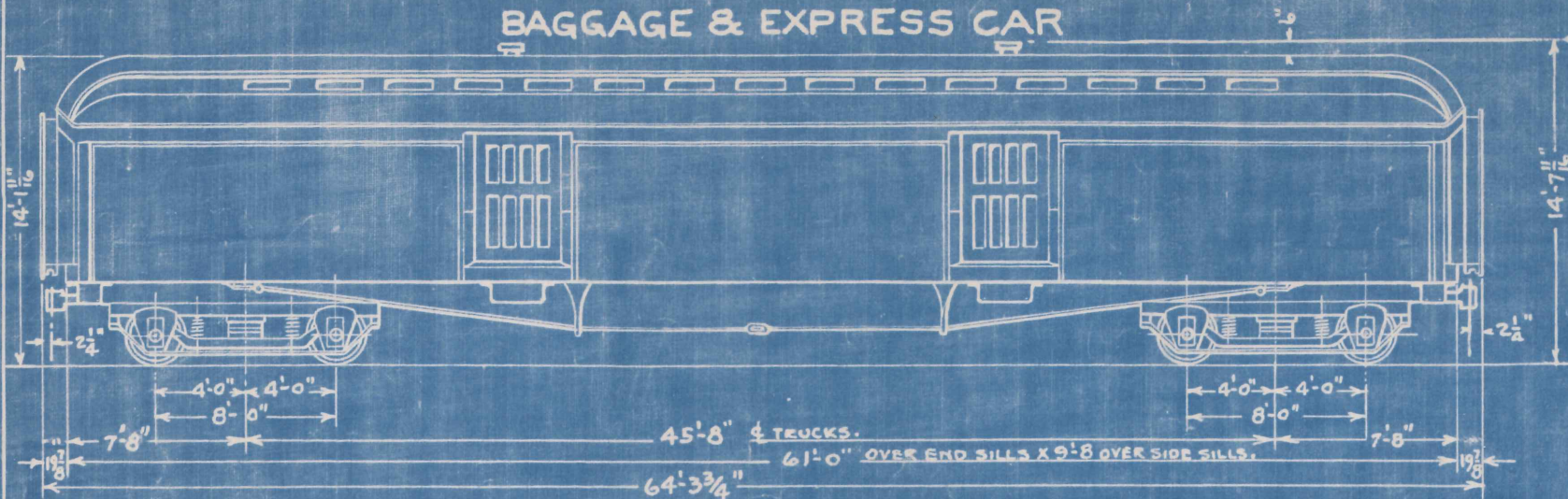
REVISED

ISSUED

3000 B

REV. G.B.H.
CKD. G.B.H.

BAGGAGE & EXPRESS CAR



CAR NOS.	CLASS
97-95	BE-2
93-92	BE-2

5 CARS
4 CARS X

DOOR OPENING.
(BAG) SIDE: 5'-0" X 6'-2 1/2"
END: 2'-3" X 6'-4"

CAPY. LBS. 26 000	CU. FT. 5150	DOORS: 4 SIDE, 2 END. 2-END HINGE	TRUCKS: 4 WHEEL EQUALIZED.	AIR BRAKE SCHED. P 1412 WAB CO.
LIGHT WT. TRUCKS 26800	BODY 54600	BODY BOLSTER: 3 INGLE 12X1 1/4 & 12X1 RT.	JOURNALS 5X9 ARA.	" " CYL. 14 DIA. 12 STROKE
" " TOTAL 81400 LBS.		CTR. PLATES CAST STEEL	WHEELS 33" ROLLED STEEL	TRIPLE VALVE: SCHED T
LOADED WT. TOTAL 107400 LBS.		SIDE BEARINGS WOODS SINGLE ROLLER	TRUCK SIDE FRAME: WOOD	ROOF: MIDDLE 1/6 CANVAS DUCK HOODS. GALV IRON.
INSIDE, LGH. 60'-4 3/8	WIDTH 9'-1 1/8	HT. 9'-4 1/4	" SPRINGS: ELIP. 23-A-10 Coil 23 A14	HANDBRAKE: TUNNEL WITH 24" WHEEL
CLEAR WIDTH 10'-1"		DRAFT GEAR: WESTGHS. FRICTION D-3	" BOLSTERS: WOOD & STEEL	CENTERING DEVICE: CHAFFEE
CONSTRUCTION WOOD UFR. WOOD BODY		COUPLER: MAJOR B. L SHANK 5 X 5	" CTR. PLATE: DROP FORGED	VENTILATORS NONE
CTR. SILLS 5 1/2 X 8 1/2 YP 1/2 X 8 X 18' ST RT.		COUPLER ATTACH. YOKE & EXTENS	" SIDE BEARING: STEEL PLATE.	HEAT: STEAM. LIGHT: OIL
SIDE SILLS 5 1/2 X 8 1/2 YP 1/2 X 8 ST. RT.		YOKE: FORGED STEEL	" BRAKE: INSIDE HUNG	TRUSS RODS: 2-1 1/2 X 1 1/4 AT END
END SILLS 3 3/4 X 8 1/2 B 4 X 8 1/2 YP 3 3/4 X 8 1/2 ST. RT.		KEYS NONE	" " BEAMS: DIAMOND SPEC.	SLACK ADJUSTER: SCHED. J.

SYM. Z Y
REV. 7-11-29 3-16-36

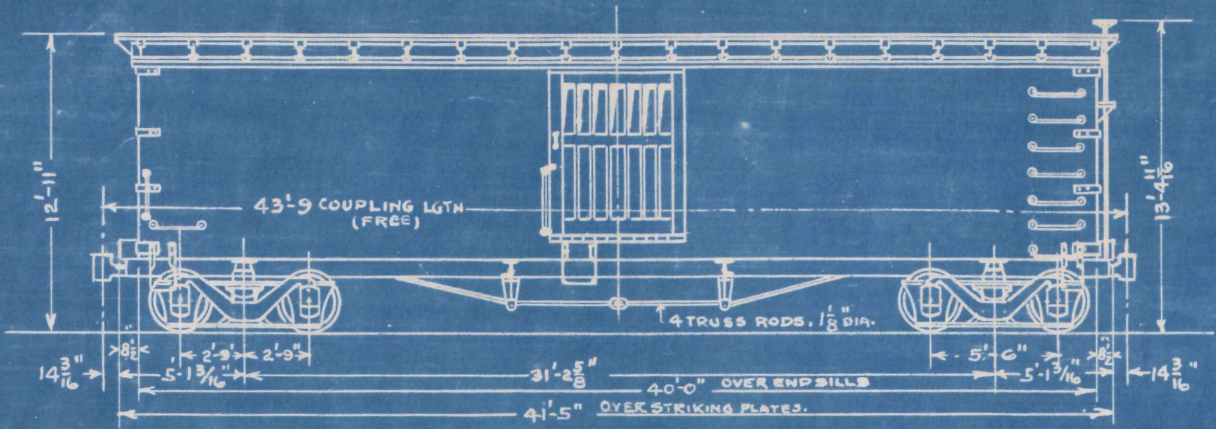
CLASS	ROAD NOS.	OLD NOS.	DATE BUILT (NEW)	BUILDER AND PLACE BUILT	ORDER NO.	REMARKS	GENERAL NOTES
BEZ	97	-	MAR-1910	HARLAN & HOLLINGSWORTH CORP WILMINGTON, DEL.			
"	96	-	"	"		DESTROYED IN COACH SHOP FIRE PRINCETON MAR. 19.	
"	95	-	"	"			
"	94	-	"	"		RETIRE	
"	93	-	"	"		RETIRE	X
"	92	-	"	"			

REV	GBH	Y		
CKD	GAH	REP		

BAGGAGE & EXPRESS CAR

NUMBER OF CARS	CAR NOS.	CLASS
1- PASS TRAIN SERVICE	60, 61, 62	BE-3
1- MISC. EQUIPMENT	90278	BE-3X

~~3 CARS~~
~~2 CARS~~



DOOR OPENING
SIDE, 6'-0" X 6'-11 1/2"
END, 23" X 6'-4"

CAPY. LBS. 100000, CU. FT. ---	DOORS: 2 SIDE 2 END.	TRUCKS. 4 WHEEL EQUALIZED TDR.	AIR BRAKE SCHED. H.C-8-12
LIGHT WT. TRUCKS 21000* BODY 28600*	BODY BOLSTER: CAST STEEL I SECT.	JOURNALS. 5 1/2 X 10"	TRIPLE VALVE: H-1
" " TOTAL 49600 LBS.	CTR. PLATE: C. STEEL	WHEELS. 33" ROLLED STEEL	ROOF: MURPHY TYPE XLA OUTSIDE.
LOADED WT. TOTAL 149600 LBS	SIDE BEARING: MALL. IRON:	TRUCK SIDE FRAME (NONE)	HAND BRAKE: WHEEL OPRT ONE END.
INSIDE, LGTH. 39'-2 3/8" WIDTH. 8'-6" HT. 7'-6 1/4"	UNCOUPLING ARRET: ARA. STD BOT OPER.	" SPRINGS SEMI ELLIPTIC 23-A-65	HEAT: NONE (TRAIN LINE STEAM ONLY)
CLEAR WIDTH. 9'-6" : 9'-0 3/4" OVER S. SILLS.	DRAFT GEAR: WESTGHS FRICTION D3.	" BOLSTERS CAST STEEL	LIGHT: NONE
CONSTRUCTION, UND. FR: COMPOSITE BODY: WOOD	COUPLER ATTACH: FARLOW 3 KEY.	" CTR. PLATE CAST STEEL	
CTR. SILLS 3 X 10 Y.P FLOOR 1 3/4" S. L.Y.P.	COUPLERS: BOT. OPER. SHANK: 5 X 7A	" SIDE BEARINGS C.S. FRICTION.	
SIDE " 5 X 10 Y.P. INTS SILLS 5 X 10 Y.P.	DRAFT KEYS: 1/8 X 5 (6 PER CAR)	BRAKE INSIDE HUNG	
END " 8 X 12 Y.P. DRAFT SILLS. 9" C QHS.	YOKE: NONE	" BEAMS 2 PER TRUCK 6" I	

SYM	Z	Y	X	W
REV	7-12-24	3-17-36	3-5-38	2-14-40

REV. G.S.H.
CKD. G.A.H.

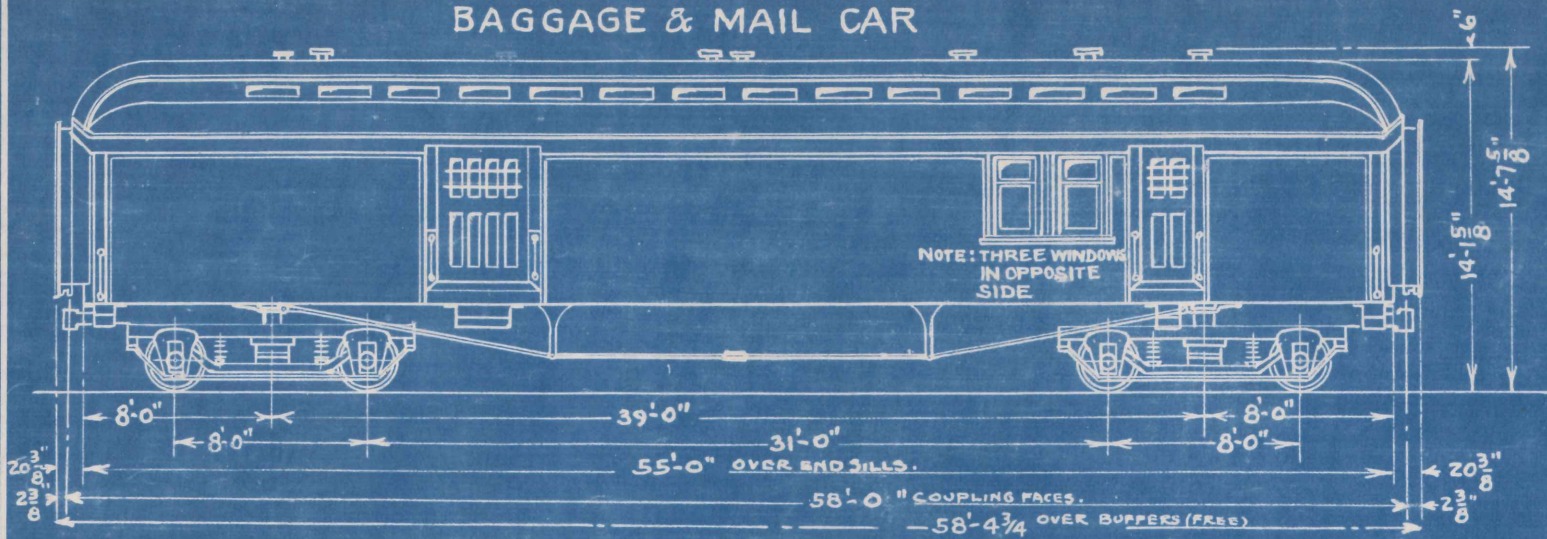
CLASS	ROAD NOS	OLD NOS.	DATE NOS CHANGED	DATE BUILT (NEW)	BUILDER AND PLACE BUILT	ORDER NO	NO. CARS ON ORIGINAL	REMARKS	GENERAL NOTES
BE 3	60	50	5-4-21	JULY-1913	VIRGINIAN RAILWAY CO. PRINCETON WVA.	NO RECORD	1	DRAFT FRAME BUILT BY R-1 & B W.G. RICK (APPLIED TO TIEUP FRAME)	NOS CHANGED 5-4-21 LETTER J.W.S. IN BE-GENL. FILE.
BE 3	61	5		JULY-1913	"	"	1	"	RADIATORS REMOVED BUT MAIN STEAM LINE LEFT. 11-27.
BE-3X	90278	52 62	FEB. 1939	JULY-1913	"	"	1	TRANSFERRED TO M.A.F.W. SERVICE FOR USE IN SUPPLY TRAIN	CAR # 61 RETIRED JUNE 5, 1937 (X)

SYM Z X W
REV 7-02-29 3-5-32 2-14-40

BAGGAGE & MAIL CAR

CAR NOS.	CLASS
25, 26	BM-2

3 CARS.
2 CARS



DOOR OPENING:
 (BAG) SIDE 4'-0" x 6'-2 1/2"
 (MAIL) SIDE 2'-3" x 6'-2 1/2"
 - END 2'-3" x 6'-4"

CAPY. LBS: 26000 - CU. FT.	DOORS: 2 END & 4 SIDE	TRUCKS: 4 WHEEL-EQUALIZED	AIR BRAKE SCHED: WESTGHS - P-1412
LIGHT WT. TRUCKS: 25500 BODY 124-47900	BODY BOLSTER: BUILT UP 12x1 1/4 & 12x1" OMS.	JOURNALS: 4 1/4 x 8" ARA.	" " CYL 14" DIA; 12" -STROKT
" " TOTAL 258200 125-26-30100	CTR. PLATES: CAST STEEL	WHEELS: 33" DIA; ROLLED STEEL	TRIPLE VALVE: SCHED. "T"
LOADED WT. TOTAL 258200 125-26-30100	SIDE BEARINGS: WOODS-DOUBLE ROLLER	TRUCK SIDE FRAME: NONE	ROOF: CANVAS & GALV IRON.
INSIDE LGTH: 54'-2 3/8" - WIDTH: 8'-11 3/8" - HT: 9'-3 5/8"	UNCOUPLING ARRGT: LIFT ROD 5/8" DIA.	" SPRINGS: 23A { 10 ELLIPTIC 19968" x 14 COIL 10800"	HAND BRAKE: WHEEL ON BOTH ENDS.
CLEAR WIDTH: 10'-1"	DRAFT GEAR: WESTGHS. FRICTION - D-3,	" BOLSTER: REINFORCED WOOD.	CENTERING DEVICE: CHAFFEE
CONSTRUCTION: WOOD - INT. SILLS: 5 1/2 x 8 1/2 YP	COUPLER: SHARON BOT OPTD. - SHANK 5" X 5"	" CTR. PLATE: CAST STEEL	VENTILATORS: NONE
CTR. SILLS: 5 1/2 x 8 1/2, 2 1/2 x 8 1/2 YP & 1/2 x 8 PLT.	COUPLER ATTACH: YOKE & EXTENSION.	" SIDE BEARING: STEEL PLATE.	HEAT: STEAM & STOVE-LIGHT: OIL-5-2LT CTR.
SIDE " : 5 1/2 x 8 1/2, 2 1/4 x 8 1/2 YP & 1/2 x 8 PLT.	YOKE: 1" X 5" EWALD IRON.	" BRAKE: INSIDE HUNG. H.S.	BUFFBR: STANDARD COUPLER CO.
END " : 3 3/4 x 8 1/2, 4 x 8 1/2 OAK & 3/4 x 8 1/2 PLT.	KEYS: NONE	" BEAM: DIAMOND SPECIAL.	TRUSS RODS - 2-1/2 DIA.

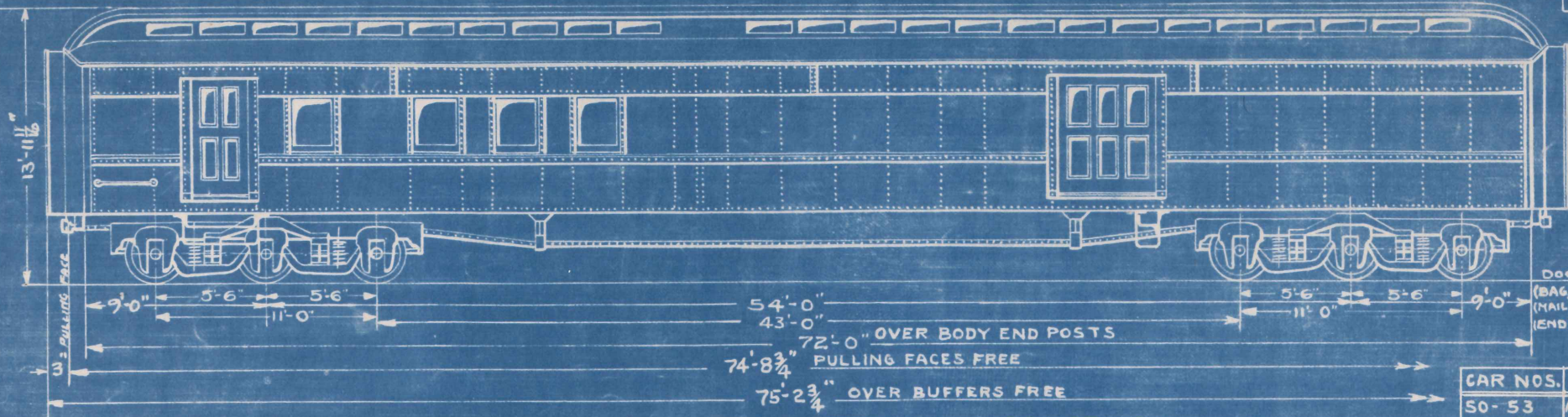
SYM.	Z	Y	X
REV.	7-5-29	11-3-31	9-7-38

CLASS	ROAD NOS.	OLD NOS.	DATE BUILT (NEW)	BUILDER AND PLACE BUILT	ORDER No.	REMARKS	GENERAL NOTES
BM2	24	NONE	MAY-1909	BARNEY B. SMITH CAR CO DAYTON, OHIO.	2438	BUILT - NEW	CARS PIPED FOR GAS, BUT OIL FIXTURES APPLIED FOR PRESENT. GIESSEL-TYPE 1020-D SANITARY WATER COOLERS APPLIED, TO ALL CARS-1927-28. AFE 2509. CAR 25 ALTERED TO COMPLY WITH REQUIREMENTS OF THE R.M.S. SPEC. AUG. 1930 - AFE 3093. CAR 26 ALTERED TO COMPLY WITH REQUIREMENTS OF THE R.M.S. SPEC. 6-22-31 - AFE 3236 CAR #24 RETIRED JUNE 5, 1937 (X)
"	25	"	MAY-1909	"	2438	"	
"	26	"	MAY-1909	"	2438	"	

REV 604.
CKD 604.

ALL STEEL BAGGAGE & MAIL CAR (ALL STEEL) BM-3

CLASS
BM-3
4 CARS



CAR NOS.	DATE BUILT
50-53	APR. 1921


CLEARANCE-13'-11 1/16" HIGH-10'-3 1/16" WIDE	BODY BOLSTERS-C.S.WITH PLATFORMS	TRUCKS-6 WHEELS EQUALIZED	AIR BRAKE-WESTHS. SCHD-U.C. 1-18
CAPACITY:—	DOORS-2 BAG, 2 MAIL, 2 END.	JOURNALS-5"X9" BOXES- SYMINGTON	BRAKE CYL 18 X 12"-RES: 22 1/2 X 48, 33 X 10 & 16"
LIGHT WT: 130,450 LBS.	DRAFT GEAR-MINER CLASS A-5-P	WHEELS-36" CARNEGIE ROLLED STEEL	" TRIPLE TYPE-
		TRUCK FRAME-CAST STEEL (COMMONWLT)	
	COUPLER-ARA TYPE "D" SHANK-6 3/4" X 7"	" SPRINGS NO 23-A ^{34-CARIS. 000° ELIPTIC} 36- " 17500° 38: 13000°	GENERATOR-SUSPENSION (BODY HUNG)
INSIDE LENGTH-71'-3 1/8" WIDTH 9'-2" HEIGHT 9'-3 1/2"	BUFFER-MINER FRICTION CLASS B-10	" BOLSTERS-CAST STEEL	" -MAKE: STONE FRANKLIN T-50.
INSIDE FIN. FLAT STEEL	ROOF-STEEL	" CTR. PIN ARRGT.-MINER INTERLOCKING	" -CAPY: 3 KW. 75 AMP. 30 VOLT.
CTR. SILLS-2 5/8" PLT. 2-5/8 X 3 1/8" CVR. PLTS. 30 X 3 1/8"	LIGHTING-ELECTRIC-AXLE & BATTERY	" SIDE BEARINGS-STUCKI	BATTERIES-EDISON, 23 CELL, 300 AMP.
SIDE SILLS-BUILT UP-5" X 11.6" Z & 3 1/2 X 3 1/8" L	HEATING-GOULD COMB. VAPOR & PRESS. SYSTEM	" BRAKE-SIMPLEX CLASP	
END SILLS & FRAMING- O.H.S. & C.S.	VENTILATION-4 V.C.H. COS. WARD VENT.	" " BEAMS-SIMPLEX W. I. (6)	

REV. 2
DATE 7-1-19

BUSINESS CAR (ALL STEEL)

WINDING GULF

CLASS
 BU-5



CAR NAME
 WINDING GULF.

WT LIGHT: TRUCKS 52,715 LBS. BODY 10,000 LBS.	BODY BOLSTERS- C. S. WITH PLATFORM CONSTRUCTION- ALL STEEL	TRUCKS- 6 WHEEL EQUALIZED JOURNALS- 5x9" BOXES- SYMINGTON	AIR BRAKE- SCHED U.C. 1-18 BRAKE CYL. 18x12" RES.
WT LIGHT: TOTAL 155,000 LBS.	DRAFT GEAR- MINER FRIC. CLASS A-5-P.	WHEELS- 36" CARNEGIE ROLLED STEEL	" TRIPLE TYPE ÷ H.S. VALVE U-12
WIDTH: CLEAR, 10'-0 13/16"	COUPLER OPER DEV: 1" PULL ROD.	TRUCK FRAME- CAST STEEL (COMMON WLTH.)	" HAND, LINDSTROM TYPE.
DOORS: 2 VEST. 2 END, 5 INSIDE	COUPLER- N.M.C. Co TYPED 6 3/4 x 7"	" SPRINGS- No. 23-A-34 CAP 15,000 LBS. (C) 23-A-36 " 17,500 "	GENERATOR: SUSPENSION (BODY HUNG)
INSIDE LENGTH: 70'-0 1/2" WIDTH 9'-2 1/2" HEIGHT 9'-4"	BUFFER: MINER, FRICTION, CLASS B-10.	" BOLSTERS- CAST STEEL	BATTERIES: 23 CELLS EDISON TYPE A-8-H.
INSIDE FIN: MAHOGANY (LEVELLED STEEL)	ROOF: STEEL	" CTR. PIN ARRGT.- MINER-INTERLOCK	WATER SYSTEM: AIR PRESSURE
CTR. SILLS: BUILT UP 26 3/8 C.V.R. PLTS. 30x 3/8"	LIGHTING: ELECTRIC, AXLE & BATTERY.	" SIDE BEARINGS- STUCKI.	AIR PUMP: BISHOP & BABCOCK # 149
SIDE SILLS: 3 5 1/2 11-6 2 3/4 x 3 1/4 Ls.	HEATING: GOLD, COMP. VAPOR & PRESSURE SYS.	" BRAKE- A.S.F. SIMPLEX, CLASP	SLACK ADJUSTER: AMERICAN K-1
END SILLS & FRAMING- 55 8 O.H. 3.	VENTILATION: S. H & V Cos "WARD VENT."	" " BEAMS- A.S.F LEVER TYPE	COUPLER CENTERING DEV:

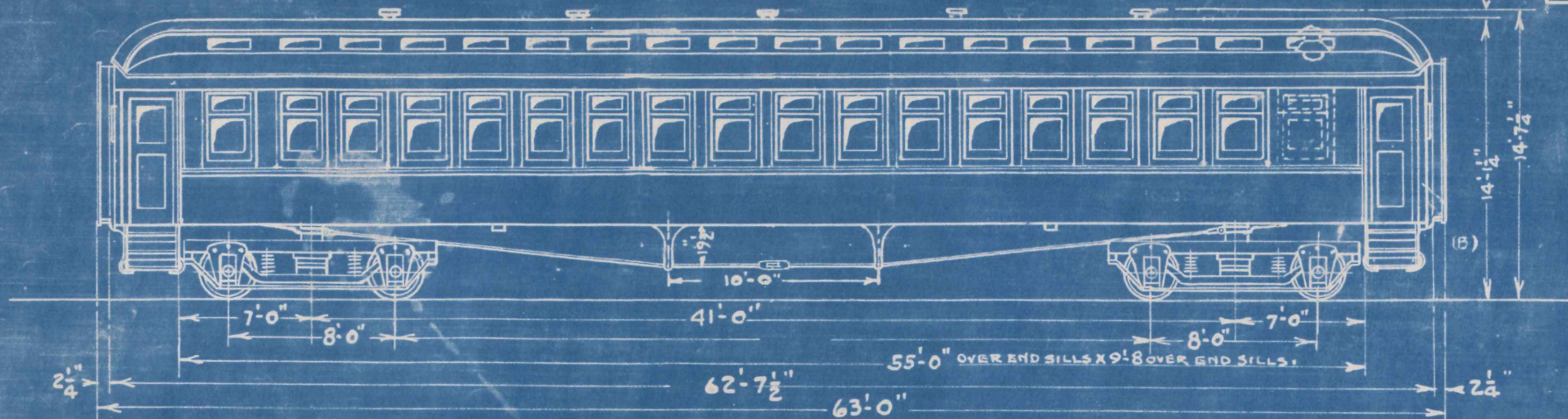
SYN: 2 1 1
 DATE: 10/17/22 7:22-32

REV. 6B.H.
CKD. 6B.H.

PASSENGER COACH

CAR NOS	CLASS
100, 103 & 105	CH-1

~~6 CARS~~
~~3 CARS~~
1 CAR

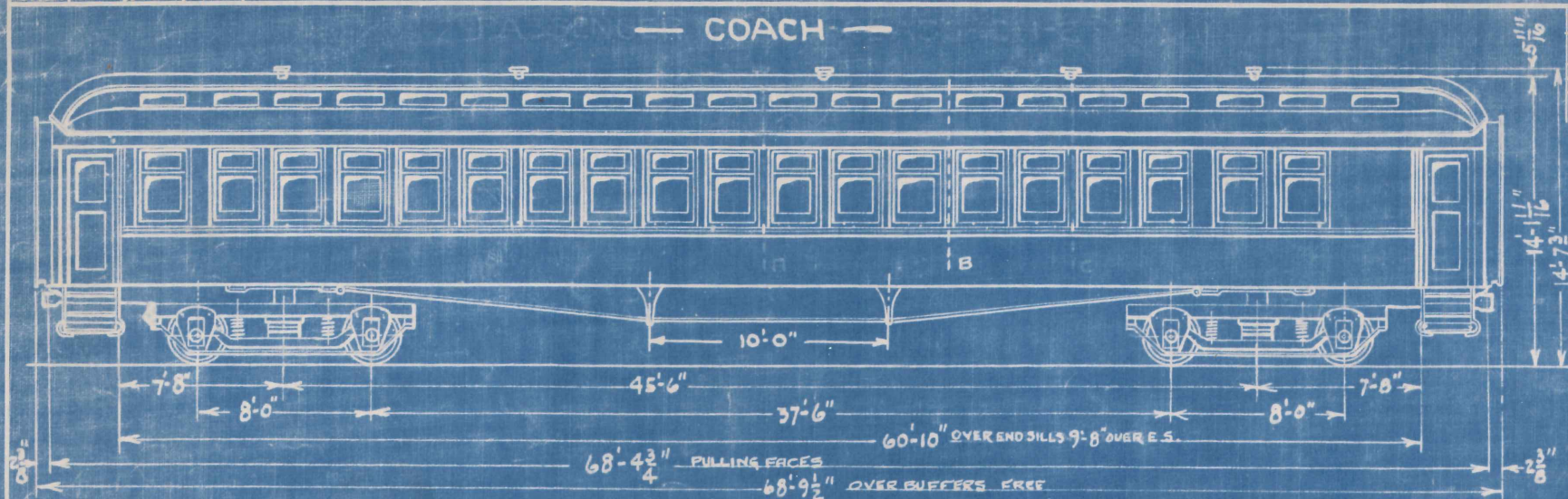


CAPY: SEATING: 64 (100) 62 (103 & 105)	DOORS: 4 VEST. 2 END 8 BULKHEAD (100 & 105)	TRUCKS: 4 WHEEL EQUALIZED.	AIR BRAKE SCHED: WESTGNS P. 1412.
LIGHT WT. TRKS 25500* BODY (52250* (100) (31500* (103 & 105)	BODY BOLSTER: BUILT UP, SINGLE 12x1 1/2x81.	JOURNALS: 4 1/4x8"	" " CYL: 14" DIA. 12" STROKE
" " TOTAL (77750 LBS. (100) (77000 LBS. (103 & 105)	CTR. PLATES: CAST STEEL.	WHEELS: 33" DIA. ROLLED STEEL	TRIPLE VALVE: —
LOADED WT. TOTAL — LBS.	SIDE BEARINGS: WOODS, SINGLE ROLLER.	TRUCK SIDE FRAME: NONE	ROOF: CANVAS #6
INSIDE LGTH: 54'-4 1/2" WIDTH: 8'-10 1/2" HT: 9'-5 7/8"	UNCOUPLING ARRGT: 5/8" PULL ROD.	" SPRINGS: 23-A NOS 10 ELLIP 8" 14 COIL	HAND BRAKE: LINDSTROM (BOTH ENDS)
CLEAR. WIDTH: 10'-1"	DRAFT GEAR: WESTINGHS, FRICTION-D3.	" BOLSTER: REINFORCED WOOD.	CENTERING DEVICE: CHAFFEE.
CONSTRUCTION: WOOD (STEEL PLAT)	COUPLER: SHARON ^{50T} OP'D SHANK: 5" X 5"	" CTR. PLATE: CAST STEEL	VENTILATORS: NONE
CTR. SILLS: 4x6 1/2 YP.	COUPLER ATTACH: YOKE	" SIDE BEARING: STEEL PLT.	HEAT: STEAM & STOVE LIGHT: 5-2LT OIL.
SIDE " 5x8 YP. INT. SILLS: 4x6 1/2 YP.	YOKE: 1x5" EWALD IRON.	" BRAKE: INSIDE HUNG.	BUFFER: STANDARD.
END " —	KEYS: NONE	" " BEAM: DIAMOND SPECIAL.	TRUSS RODS: 2-1 1/2" DIA.

SYM. Z X W V
REV. 7-27-29 8-25-32 2-13-34 3-7-38

CLASS	ROAD NOS.	OLD NOS.	DATE BUILT. (NEW)	BUILDER AND PLACE BUILT	ORDER NO.	REMARKS	GENERAL NOTES
CH-1	100	—	FEB-1907	PULLMAN COMPANY CHICAGO	3400	ONE COMPARTMENT (1 STOVE 2 EXTRA SEATS.)	CARS ORIGINALLY LETTERED "TIDEWATER" IN GOLD LEAF. ORIGINALLY PAINTED YELLOW WITH MAROON TRIMMINGS. GIESSEL WATER COOLERS APPLIED TO ALL CARS. 1924 - AFE 1529 CARS 101, 102 AND 104 RETIRED DEC. 31, 1933 SEE AFE 3603 CARS 103 & 105 RETIRED JUNE 5, 1937
"	101	—	" "	" "	" "	" " " " " "	
"	102	—	" "	" "	3399	TWO COMPARTMENTS. (2 STOVES.)	
"	103	—	" "	" "	" "	" " " "	
"	104	—	" "	" "	" "	" " " "	
"	105	—	" "	" "	" "	" " " "	

— COACH —



PARTITIONS	CAR NOS.	CLASS
B	106, 107, 109 111, 112, 113	CH-2
A, B, C	108-110	CH-2A

8 CARS.
- 8 CARS -
3 CARS

CAPY: SEATING - 70	DOORS: 4 YEST. 2 END-PARTITIONS (SEE TABLE)	TRUCKS 4 WHEEL EQUALIZED.	AIR BRAKE SCHED: WAB CO. PM. 1612
LIGHT WT: TRUCKS 26800 - BODY (CH 2-60500* CH 2A-41200)	BODY BOLSTER: DOUBLE 8x1 & 8x1 1/4 OHS.	JOURNALS: ARA 5x9"	" " CYL. 16" DIA. 12" STROKE
" " TOTAL CH-2-87300; CH 2A-88600	CTR. PLATES: CAST STEEL	WHEELS: 33" DIA. ROLLED STEEL	TRIPLE VALVE →
LOADED WT. TOTAL — LBS.	SIDE BEARINGS: WOODS (SINGLE ROLLER)	TRUCK SIDE FRAME: NONE.	ROOF-CANVAS.
INSIDE LGTH: 60'-0 1/2" - WIDTH: 8'-10 1/2" - HT: 9'-4 3/16"	UNCOUPLING ARRGT: PULL ROD.	" SPRINGS: 23-A 2 1/4 x 10 ELLIPTIC } EACH TK.	HAND BRAKE: LINDSTROM (BOTH ENDS)
CLEAR. WIDTH: 10'-1"	DRAFT GEAR: WEST HS. FRICTION, D-3	" BOLSTER: REINFORCED WOOD.	CENTERING DEVICE: CHAFFEE.
CONSTRUCTION: REINFORCED WOOD.	COUPLER: SHARON (BOT. PER SHANK 5" X 5")	" CTR. PLATE: CAST STEEL	VENTILATORS: NONE ("113-8+4-12 GARLAND)
CTR. SILLS: 5 1/2 x 8 1/2 & 2 1/2 x 8 1/2 YP. 1/2 x 8 PLT.	COUPLER ATTCH: YOKE	" SIDE BEARING: STEEL PLT.	HEAT: STEAM (45 TUBES) LIGHT: 6 CANS.
SIDE " 5 1/2 x 8 1/2 & 2 1/2 x 8 1/2 YP. & 3/4 x 8 1/2 PLT. INT: 5 1/2 x 8 1/2 YP.	YOKE: 1 X 5" EWALD IRON.	" BRAKE: INSIDE HUNG.	BUFFER: SPRING. STANDARD COUPLER CO.
END " 5 1/2 x 8 1/2, 4 x 8 1/2 YP. & 3/4 x 8 1/2 PLT.	KEYS: NONE	" " BEAM: DIAMOND SPECIAL	TRUSSES: 1 1/2" DIA.
SYM. Z Y X W V			
REV. 7-22-14 8-31-31 11-3-31 2-13-34 3-7-38			

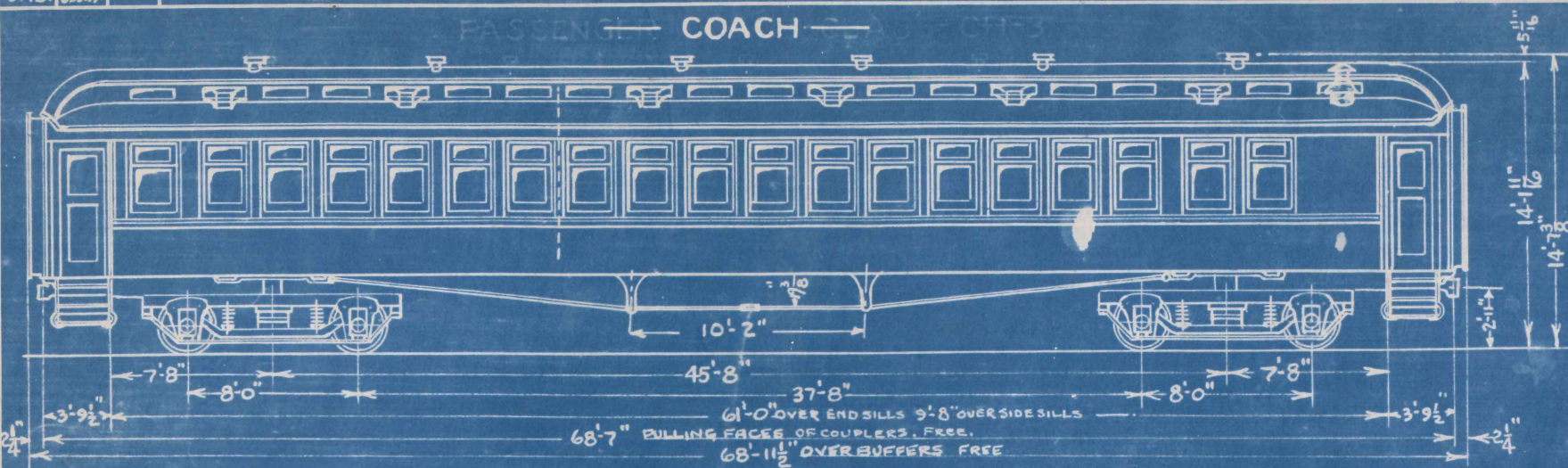
REV. G.S.H. Y R.O.S.
CKD. G.S.H. R.R. R.L.R.

CLASS	ROAD NOS.	OLD NOS.	DATE BUILT (NEW)	BUILDER AND PLACE BUILT	ORDER NO.	REMARKS	GENERAL NOTES
CH-2	106		APR-1909	BARNEY SMITH CAR CO. DAYTON, OHIO	2437	OIL LIGHTS, STOVES	ALL CARS ORIGINALLY PIPED FOR GAS BUT EQUIPPED WITH OIL LIGHTS.
"	107		" "	" "	"	OIL " ,STOVES	
CH-2	108		" "	" "	" "	OIL " ADDITIONAL PARTITIONS INSTALLED (11-13-37) AFE 3148-SEE DWG. 128-E	GIESSEL WATER COOLERS APPLIED TO ALL CARS - 1924 - AFE 1529
CH-2	109		" "	" "	"	GAS " ,STOVES	
CH-2	110		MAY 1909	" "	" "	OIL " ADDITIONAL PARTITIONS INSTALLED (11-4-37) AFE 3148-SEE DWG. 128-E	CARS 109 & 112 RETIRED DEC. 31, 1933; AFE 3603,
CH-2	111		" "	" "	"	OIL " ,STOVES	
"	112		" "	" "	"	GAS " "	CARS 110 & 113 RETIRED JUNE 5, 1937 CAR 108 DISMANTLED BY G.S.K. JULY 1937.
"	113		" "	" "	"	OIL " "	

SYM. Z Y X W V
REV. 2-2-27 3-31-31 11.3.31 2-13-34 3-7-38

REV. 62H
CKD. 6A.H

PASSENGER COACH



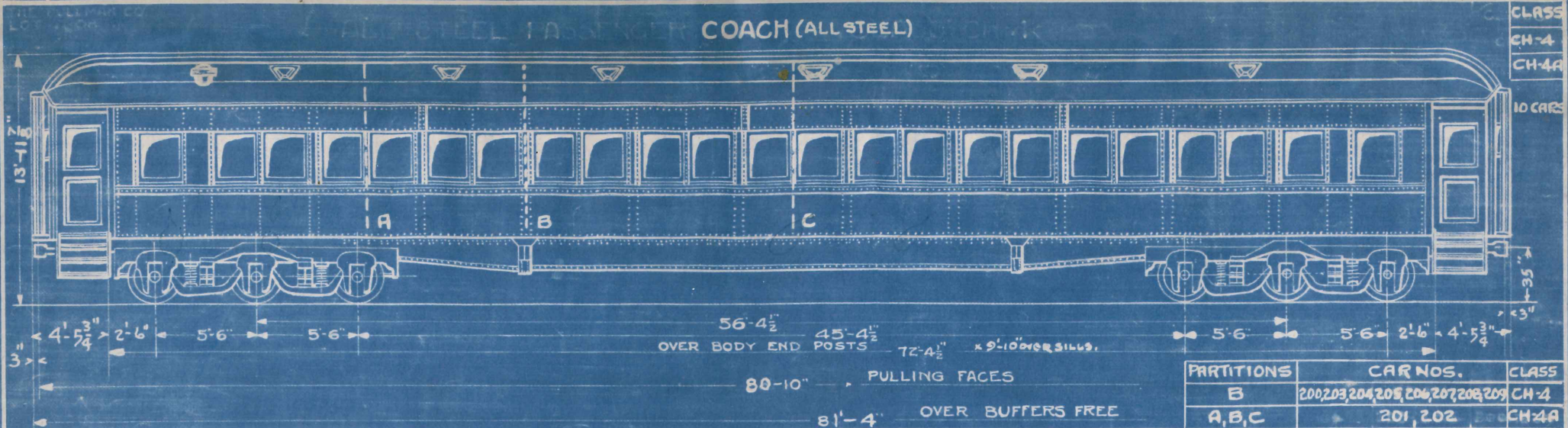
CAR NOS.	CLASS
114, 115, 116, 118, & 120.	CH-3

~~3 CARS~~
~~5 CARS~~
2 CARS

CAPY. - SEATING - 70	DOORS: 4 VEST, 2 END, 1 PARTITION.	TRUCKS: 4 WHEEL EQUALIZED	AIR BRAKE SCHED: WAB.CO. PM-1612
LIGHT WT. TRUCKS: 26800 - BODY: 61200"	BODY BOLSTER - BUILT UP (DOUBLE)	JOURNALS: 5'x9" ARA.	" " CYL. 16" DIA. 12 STROKE
" " TOTAL: 88000 LBS.	CTR. PLATES - CAST STEEL	WHEELS: 33" DIA. ROLLED STEEL	TRIPLE VALVE -
LOADED WT. TOTAL: - LBS.	SIDE BEARINGS - WOODS" DOUBLE ROLLER	TRUCK SIDE FRAME: NONE	ROOF - CANVAS
INSIDE LGTH: 60'-1 1/4" - WIDTH 8'-10 1/2" HT 9'-4 3/8"	UNCOUPLING ARRGT: PULL ROD	" SPRINGS: 23-A { 10-ELLIPTIC-19968# 14-COIL-10000	HAND BRAKE: LINDSTROM (BOTH ENDS)
CLEAR. WIDTH: 10'-1"	DRAFT GEAR: WESTINGHOUSE FRICTION - D-3	" BOLSTER: REINFORCED WOOD	CENTERING DEVICE: CHAFFEE
CONSTRUCTION: WOOD (REINFORCED)	COUPLER - SHARON (BOT. OFER) SHANK 5" X 5"	" CTR. PLATE: CAST STEEL	VENTILATORS: 12 GARLAND.
CTR. SILLS - RENFD. - 2-5 1/2" X 8 1/2" Y.P. 2-4 X 8" PLT.	COUPLER ATTCH. - YOKE	" SIDE BEARING: STEEL PLT.	HEAT: STEAM & STOVE LIGHT: 5 - GAS.
SIDE " 5 1/2" X 8 1/2" 2-4 X 8 1/2" 2-4 X 8" PLT. INT. 5 1/2" X 8 1/2" Y.P.	YOKE - 1' X 5" EWALD IRON	" BRAKE: INSIDE HUNG	BUFFER - STANDARD (SPRING)
END " 3 1/4" X 8 1/2" 4 X 8 1/2" Y.P. & 3/4" X 8 1/2" PLT.	KEYS - NONE	" " BEAM: DIAMOND SPECIAL	TRUSS: " DIA.

SYM. Z	Y	W	V
REV. 7-23-29	12-31	2-13-34	3-7-38

CLASS	ROAD NOS.	OLD NOS.	DATE BUILT (NEW)	BUILDER AND PLACE BUILT	ORDER NO.	REMARKS	GENERAL NOTES
CH-3	114	_____	APR. 1910	HARLAN B. HOLLINGSWORTH CORP. WILMINGTON, DEL.	C-67		GIESSEL WATER COOLERS APPLIED TO ALL CARS-1924- AFE 1529 CARS 116, 118, 120 DISMANTLED BY G-S.K., JULY 1937.
"	115	_____	"		"		
"	116	_____	"		"		
"	117	_____	"		"	RETIRED DEC. 31, 1933; AFE 3603	
"	118	_____	"		"		
"	119	_____	"		"	RETIRED DEC. 31, 1933; AFE 3603	
"	120	_____	"		"		
"	121	_____	"		"	RETIRED DEC. 31, 1933; AFE 3603	



PARTITIONS	CARNOS.	CLASS
B	200, 203, 204, 205, 206, 207, 208, 209	CH-4
A, B, C	201, 202	CH-4A

CAPY: SEATING MAIN 64, 34K-26 TOTAL 90-CH-4 84-CH-4A	BODY BOLSTERS-C.S. WITH PLATFORM	TRUCKS-6 WHEEL-EQUALIZED	AIR BRAKE-WEST. UC M8
WI LIGHT: TRKS- Body-	DRAFT GEAR-MINER FRIC. TYPE A-5-P	JOURNALS 5" x 9" -BOXES-SYMINGTON	BRAKE CYL. 18" x 12" -RES. 22 1/2" x 48", 33" x 10" & 16"
WI LIGHT: TOTAL: CH-4-140800; CH-4A-142600	COUPLER OPERATING DEVICE: 1" PULL ROD.	WHEELS-36" CARNEGIE ROLLED STEEL	" TRIPLE TYPE-HIGH SPEED VALVE U-12
CLEAR WIDTH: 10'-0 13/16"	COUPLER N.M.C. Co. TYPE "D" 6 3/4" x 7" (ARA)	TRUCK FRAME CAST STEEL	" HAND: PULLMAN GEARED. (BOTH ENDS)
HZ AT EAVES: 11'-2 7/8"	BUFFER-MINER FRICTION CLASS B-10	" SPRINGS NO. (E) 23-A-34 CAP. 15,000 LBS. (C) 23-A-36 " 17,500 "	GENERATOR-SUSPENSION (BODY HUNG.) SF-150
INSIDE LENGTH, 71'-8 1/2"; WIDTH 9'-2 1/8"; HEIGHT 9'-4 1/2"	ROOF - STEEL	" BOLSTERS-CAST STEEL	BATTERY 23 CELL PULSON A-8-H.
INSIDE FIN: MAHOGANY (LEVELED STEEL)	LIGHTING: ELECTRIC, AXLE & BATTERY.	" CTR. PIN ARRGT.-MINER INTERLOCKING	SLACK ADJUSTER AMERICAN K-1.
CTR SILLS: BUILT UP-26 CYR. PLTS. 30 1/2" x 4"	HEATING: GOLD COMB'D VAPOR & PRESSURE SYS.	" SIDE BEARINGS- STUCKI.	
SIDE SILLS: 5" @ 11.6#Z	VENTILATION: S.H.B.Y.G. WARD" & 6" GLOBE VENT.	" BRAKE-SIMPLEX CLASP	
END SILLS & FRAMING: C.S. K.O.H.S.		" BEAMS-SIMPLEX W.I.	SHOCK ABSORBER-NATIONAL.

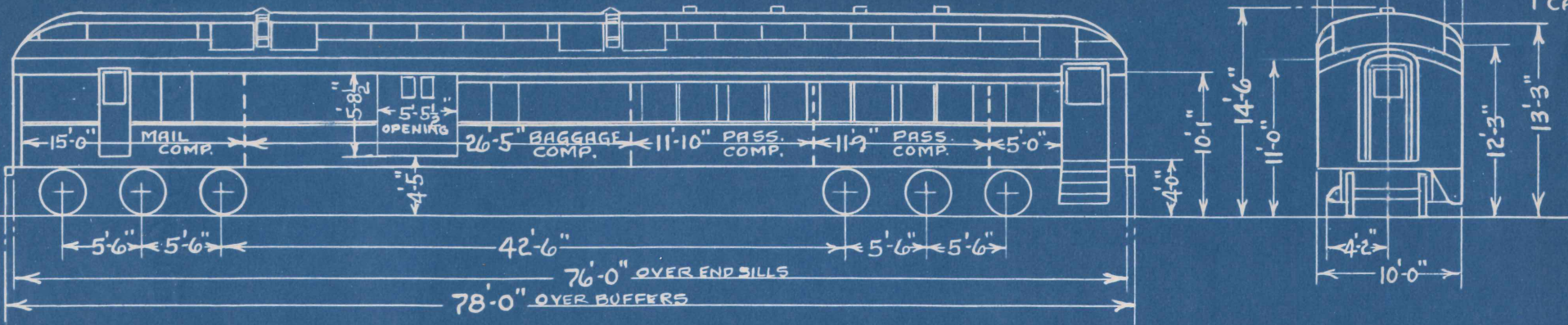
REV.	Z	Y	X
DATE	7.27.21	3.21.21	11.3.21

CLASS	ROAD NOS.	OLD NOS.	DATE BUILT (NEW)	BUILDER AND PLACE BUILT	ORDER NO.	NO CARS ON ORIGINAL ORDER	REMARKS	GENERAL NOTES
CH-4	200-209	—	MAY-1921.	THE PULLMAN CO. PULLMAN, ILL.	LOT 4608	11		
CH-4A	201	—	" "	" "	" "	1	ORIGINALLY CH-4, ADDITIONAL SALOONS AND PARTITIONS INSTALLED.	
CH-4A	202	—	" "	" "	" "	1	A.F.E. 3233 - DWG. NO. 152-E	
CH-4	203	—	" "	" "	" "	1		
CH-4	204	—	" "	" "	" "	1		
CH-4	205	—	" "	" "	" "	1		
CH-4	206	—	" "	" "	" "	1		
CH-4	207	—	" "	" "	" "	1		
CH-4	208	—	" "	" "	" "	1		
CH-4	209	—	" "	" "	" "	1		

10

REV
CKD.

COMBINATION PASSENGER, BAGGAGE & MAIL CAR (ALL STEEL)



CLASS
BMP-1
1 CAR


CAPACITY- SEATING- 32 PASSENGERS	BODY BOLSTER- NONE- C.S. CTR. PLATE	TRUCKS- "KISSEL" 6- WHEEL	AIR BRAKE- WESTINGHOUSE- SCHD. P M
LIGHT WT. TRUCKS- BODY-	BODY SIDE BEARING- CAST STEEL BLOCK	JOURNALS- 5 1/2" X 11"	BRAKE CYL- 16 X 12"
LIGHT WT. TOTAL- 144,000	DRAFT GEAR- WESTINGHOUSE N-11	WHEELS- 36" DIA- ROLLED STEEL	BRAKE TRIPLE VALVE- P 2
CLEAR WIDTH- 10'-7"	COUPLER OPERATING DEVICE- BOT. OPR. EA. SIDE	TRUCK FRAME- CAST STEEL	BRAKE- HAND- LINDSTROM AT PASS. END- P.R.R. ATM.E.
HEIGHT AT EAVES- SEE DIAGRAM	COUPLER- TYPE "D" WITH INGRAL. CTRN. DEVICE	TRUCK SPRINGS- ^{DOUBLE COIL OVER BOXES} QUAD. ELLIPTIC UNDER TRAN. BOLST	GENERATOR- U.S.L (BODY HUNG)
INSIDE LGTH- 70'-0" WIDTH- 9'-1" HEIGHT- 9'-5 1/2"	BUFFER- FOWLER SPRING- CONT. FACE PLT.	TRUCK BOLSTERS- STEEL- BUILT UP	BATTERY- 25 CELLS- EDISON A-4- HW
INSIDE FIN.- MAHOGANY- CORR. ST. IN BAGG. ROOM	ROOF- STEEL WELDED JOINTS	TRUCK CTR. PLATE- 12" DIA- 2" PIN	SLACK ADJUSTER- WEST. AUTOMATIC- U
CTR. SILLS- 18" CHANNELS COV. PLTS- 2-2 X 24"	LIGHTING- ELECTRIC- S.C.H.&L FIXTURES	TRUCK SIDE BEARING- 3- STEEL PLT.- FRICTION	WATER SYSM.- PASS END- AIR PRESS- M. END- GRAVITY
SIDE SILLS-	HEATING- 2 BAKER HEATERS	TRUCK BRAKE- CLASP	
END SILLS & FRAMING- STEEL	VENTILATION- GLOBE 4-10 X 1-6 1/2"	BRAKE BEAMS- 1 X 6 3/8" O.H. S. BARS	COUPLER CENTERING DEVICE- SEE COUPLER

REV. 60H.
 CKD. 6.B.H.

BUSINESS CAR

NAME	CLASS
DIXIE	BU-1

1 CAR.



CLEARANCE WIDTH 10'-1"	CONSTRUCTION- REINFORCED WOOD.	JOURNALS-5x9"-BOXES A.R.A. SYMINGTON"	AIR BRAKE-WESTINGHOUSE, SCHED P.141Z
LIGHT WT: TRUCKS 38 000, BODY 71000	DRAFT GEAR- WESTINGHOUSE FRICT. YOKE ATTCH.	WHEELS-36" ROLLED STEEL	BRAKE CYL. 14" DIA 12" STROKE.
LIGHT WT: TOTAL 109 700#	COUPLERS-"TOWER" 5'x5"	TRUCK FRAME-REINFORCED WOOD	" TRIPLE TYPE T & J.
INSIDE LENGTH: 55'-2 1/2" WIDTH 8'-9 1/2" HEIGHT 9'-3 1/2"	BUFFER- STANDARD TYPE A-3.	" SPRINGS COIL #14 ELLIPTIC #18	
INSIDE FIN: DARK OAK, WHITE CEILING.	LIGHTING- ELECTRIC (BATTERIES)	" BOLSTERS-CAST STEEL.	STEPS-(4) D-710-C
CTR. SILLS:- 4'x6 1/2" - Y.P.	HEATING-STEAM & HOT WATER.	" CTR. PIN ARRGT.- STANDARD	TRUSS RODS: 2- 1 1/2" DIA.
SIDE SILLS: 6'x8" Y.P. - INT 4'x6 1/2" Y.P.	ROOF COVERING-NATIONAL TREATED CANVASS	" SIDE BEARINGS-WOODS ROLLER #70	
END SILL & FRAMING: - COMPOSITE.	VENTILATION- DECK SASH. & GLOBE VENT.	" BRAKE- SIMPLE	
BODY BOLSTERS-C.S. WITH PLATFORM.	TRUCKS-PULLMAN STD. 6-WHEEL-EQUALIZED	" " BEAMS- DIAMOND SPECIAL	

SYM. Z.
 DATE 7.26.29

REV. C.B.H.
CKD. G.A.N.

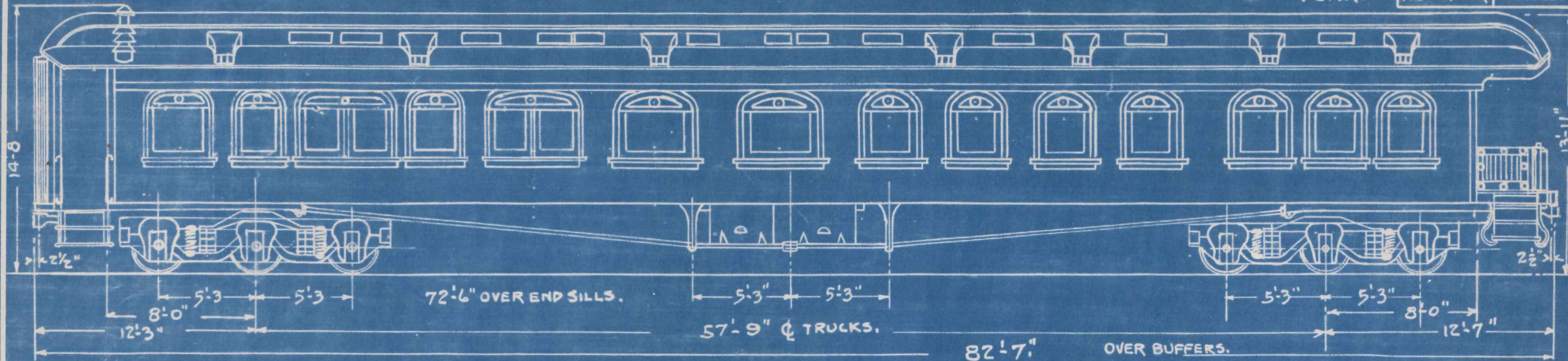
CLASS	ROAD NOS. OR NAMES	OLD NOS.	DATE BUILT (NEW)	BUILDER AND PLACE BUILT	ORDER NO.	REMARKS	GENERAL NOTES.
BU-1	DIXIE	—	DEC. 1906	THE PULLMAN CO PULLMAN ILL.	LOT. 3401	ORIGINALLY LETTERED TIDEWATER RY CO. ORIGINAL WT. 112900# WITH 38" WHEELS.	ORIGINAL WHEELS 38" PAIGE.

SYM Z
DATE 7.30.29

BUSINESS CAR

1 CAR.

NAME	CLASS
NEW RIVER	BU-2



CLEARANCE: 10'-2"	CONSTRUCTION- WOOD & STEEL.	JOURNALS: 5"x9" ARA-	AIR BRAKE: WAB. Co. UC-2-16
LIGHT WT. TRUCKS: — BODY: —	DRAFT GEAR: WESTINGHS. FRICT. D3.	WHEELS: 36" ROLLED STEEL	BRAKE CYL.: DIA. 16" STROKE 12.
LIGHT WT. TOTAL LBS: — 151700.	COUPLERS: PITT 6x6 WITH C.S. EXTN SHANK.	TRUCK FRAME: REINFORCED WOOD.	TRIPLE : U-12
INSIDE LENGTH: 72'-0" WIDTH: 8'-10" HT. 9'-1"	BUFFER: MINER FRICTION.	" SPRINGS: 4 ELLIP & 4 COIL, 23-A.	
INSIDE FIN: WOOD (MAHOGANY.)	LIGHTING: ELECTRIC, AXLE OPERATED	" BOLSTERS: "FLITCHED" WOOD & STEEL	
CTR. SILLS: STEEL 10"H.	HEATING: STEAM & HOT WATER	" CTR. PIN ARR'GT: —	
SIDE SILLS: YELLOW PINE.	ROOF COVERING: CANVAS & GALV IRON.	" SIDE BEARINGS: —	SLACK ADJUSTER: AMERICAN.
ENDS SILL & FRAMING: COMPOSITE.	VENTILATION: 13 GARLAND VENTILATORS	" BRAKE: SINGLE —	
BODY BOLSTERS: CAST STEEL (WITH PLAT)	TRUCKS: 6 WHEEL WOOD FRAME. EQ'LD.	" " BEAMS: 3 ARA TROSSED	

REV. GSH. Y
 CKD. GSH RRP

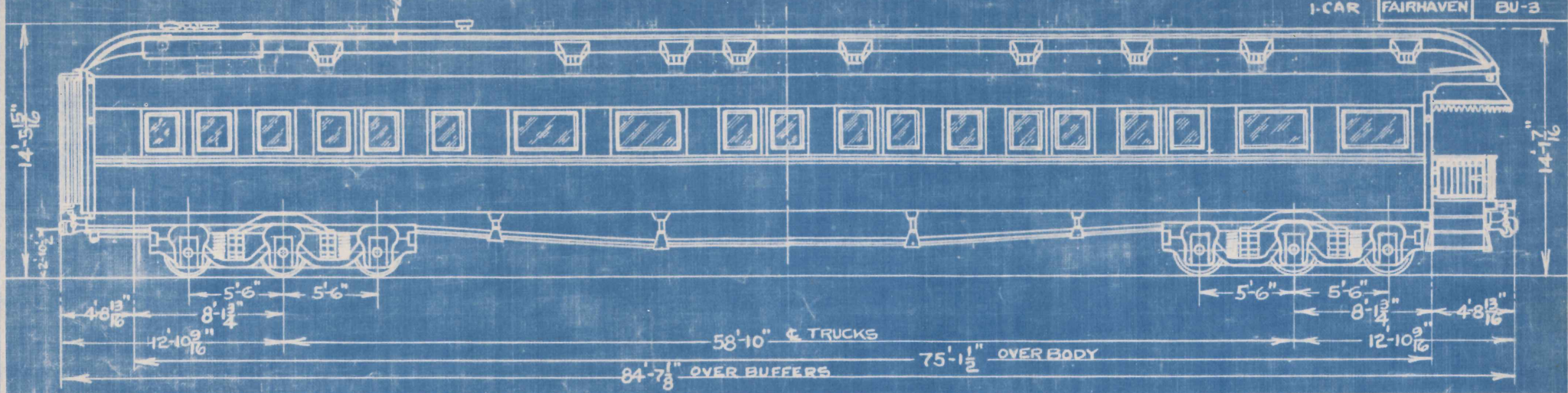
CLASS	ROAD NOS. OR NAME	OLD NOS. OR NAMES.	DATE BUILT (NEW)	BUILDER AND PLACE BUILT.	ORDER NO.	REMARKS	GENERAL NOTES
B.U2	NEW RIVER	NAZU	PURCHASED 2 ^d HAND 1917 -	THE PULLMAN CO.		REPAIRED & REMODELED 11.15-17 PULLMAN CO WIL. DEL	THIS CAR PURCHASED SECOND HAND JUL. 1917. BRAKE EQUIPT REMODELED 1923 L3 TRIPLE CHANGED TO U12. SHOWER BATH INSTALLED IN PRNATE ROOM "A" AS SHOWN ON FLOOR PLAN DWG. 84-E MARCH 1936

BYM Z Y
 DATE 7-29-29 3-17-36

REV. G.M.
CKD. G.M.N

BUSINESS CAR

1-CAR	NAME	CLASS
	FAIRHAVEN	BU-3



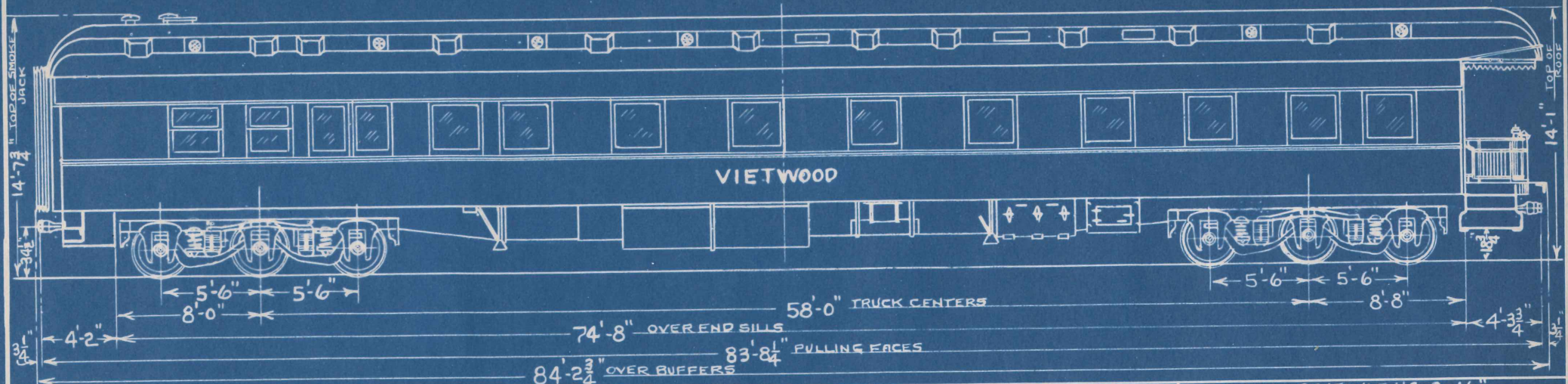
CLEARANCE: 10'-2 1/2" (WIDTH)	CONSTRUCTION: STEEL	JOURNALS: 5 1/2" X 10" ARA.	AIR BRAKE: WEST. UC-2-16
LIGHT WT. TRUCKS — BODY —	DRAFT GEAR: MINER FRIC. CLASS A-5-PK	WHEELS: ARA 36" ROLLED STEEL	HAND BRAKE: LINDSTROM TYPE
LIGHT WT. TOTAL LBS: 174,200	COUPLERS: I.N.M.C.CO. TYPE "D" 6 1/2" X 7"	TRUCK FRAME: CAST STEEL	BRAKE CYL: 16 X 12, TYPE "Q"
INSIDE LENGTH: 74'-3 15/16" WIDTH: 9'-1 1/8" HT: 9'-5 1/16"	BUFFER: MINER FRIC. CLASS B-10	TRUCK SPRINGS: 4 ELLIP. 4 COIL-23A	TRIPLE: HIGH SPEED VALVE U-12
INSIDE FINISH: MAHOGANY	LIGHTING: ELECTRIC, AXLE OPERATED	TRUCK BOLSTERS: CAST STEEL	BATTERIES: EDISON 25 CELL A-12-H (25515)
CTR. SILLS: STEEL 28 1/2" AT CTR.	HEATING: STEAM (VAPOR HEATING CO)	TRUCK CTR. PIN ARRGT: —	GENERATOR: SCH&L Co 4 KW BODY HUNG.
SIDE SILLS: STEEL 6 X 3 1/2" X 7/16" L	ROOF COVERING: STEEL	TRUCK SIDE BEARING: STUCKI ROLLER	SLACK ADJUSTER: A.B.C. FORM "J"
END SILL & FRAMING: STEEL	VENTILATION: 2 GARLAND VENTILATORS	TRUCK BRAKE: A.S.F. SIMPLEX, CLASP	
BODY BOLSTERS: PRESSED DIAPHRAGM	TRUCKS: COMMONWEALTH, 6 WHEEL	TRUCK BRAKE BEAM: ASF, LEVER TYPE	

SYN. Z. Y.
DATE 2.22.36

C.R.H.
7/8/41

NAME	CLASS
VIETWOOD	BU-4
1 CAR	

BUSINESS CAR



LIGHT WT. TRUCKS-51200* BODY-151220*	BODY BOLSTERS-COMM. CAST STEEL	TRUCKS-COMMON W/TH-6 WHEEL-CLASS K-7-X	AIR BRAKE-SCHEDULE UC-2-16"
LIGHT WT. TOTAL- 202,420 LBS	DRAFT GEAR-MINER A-5-X	JOURNALS-AAR 5 1/2 X 10"	BRAKE CYLINDER-16X12" TYPE "A"
CLEARANCE-WIDTH-10'-0 1/2" EAVES; 9'-10 3/8" STEPS.	COUPLERS-N.M.C.CO. AAR TYPE "D"	WHEELS- 36" ROLLED STEEL	TRIPLE-U-12-B UNIVERSAL VALVE
INSIDE LENGTH-73'-4" ; WIDTH-9'-1" ; HT-	COUPLER OPER.DEV.- PULLMAN STD.	TRUCK FRAME- CAST STEEL	HAND BRAKE-LINDSTROM & PEACOCK
INSIDE FINISH- LIGHT GREEN	BUFFER-MINER B-10-X	TRUCK SPRINGS-4 ELLIP- 4 COIL	GENERATOR-GOULD-4KW-32V-TRUCK HUNG
CTR. SILLS-BUILT UP- 1/2" WEB- 30" AT CTR.	LIGHTING-ELECTRIC AXLE & BATTERIES	TRUCK BOLSTER- CAST STEEL	BATTERIES-USL- 32 CELLS- 500 AMP.
SIDE SILLS-PULLMAN STD.- 5'-11.6" Z- 3 X 2 X 1/4" L	HEATING-VAPOR CAR HEATING CO.	TRUCK CTR. PIN ARRGT.-MINER SAFETY LOCKING	WATER SYSTEM- AIR PRESSURE
ENDSILLS & FRAMING-PART OF COMM. BOL & PLTFM	ROOF- STEEL	TRUCK SIDE BEARINGS-MINER ROLLER	AIR PUMP- KELLOG MFG. CO. #201 GEAR DRIVE
DOORS- STEEL	VENTILATORS-19 GARLAND TYPE	TRUCK BRAKE-AM. STL. DRY. CLASP TYPE	SLACK ADJUSTER-N.Y.A.B. CO'S. FORM "J"
CONSTRUCTION- ALL STEEL	RANGE- STD STEARNES MAKE	TRUCK BRAKE BEAM-PART OF CLASP BRK.	SWITCH BOARD-10 CIR.-TRUMBULL ELEC. CO

CLASS	ROAD NOS. OR NAME	OLD NOS. OR NAME	DATE BUILT (NEW)	BUILDER AND PLACE BUILT	ORDER NO.	REMARKS	GENERAL NOTES
BU-4	"VIETWOOD"	—	JUNE 1928	PULLMAN CAR & MFG. CORP. PULLMAN ILL.	LOT NO. 6130	PURCHASED FROM ELEANORE VIETOR AND JOHN A. VIETOR JR.	PURCHASED UNDER CONTRACT DATE MAY 19, 1939 A.F.E NO. 4514